



K

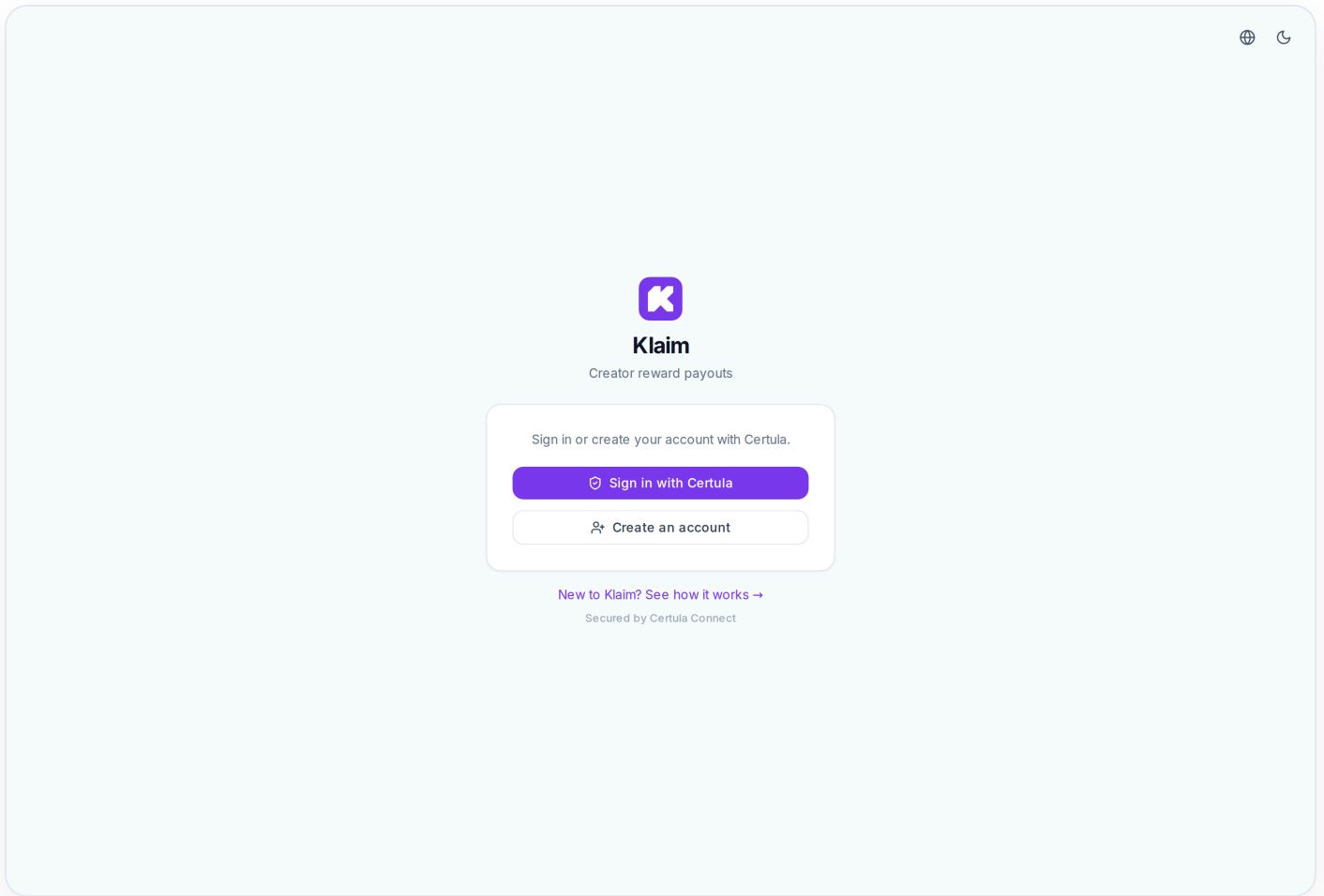
Klaim — Getting Started

A step-by-step guide to running creator campaigns & payouts

16 steps · 2026-06-30 · klaim.tech

1 Sign in or create your account

Klaim signs you in with Certula Connect. Returning users tap “Sign in with Certula”; new users tap “Create an account” — your own private workspace is set up automatically on first login.



2 Overview — your money at a glance

The home screen leads with money: total paid out, your commission earned (your revenue), and how much is still to pay — plus quick links to active campaigns and anything pending review.

The screenshot displays the Klaim dashboard's Overview section. On the left is a navigation sidebar with categories: CAMPAIGNS (Overview, Clients, Projects, Creators), FINANCE (Review, Payouts), and SYSTEM (Settings). The main content area features a large purple summary card for 'Paid out' (RM 1,000.00) and 'To pay' (RM 2,100.00), with a progress bar indicating 32% disbursement. Below this are buttons for '1 active projects' and '1 pending review'. A search bar and filter tabs ('All', 'Needs review 1', 'Completed') are present. A project card for 'Raya 2026 Launch' shows 'Left RM 5,000.00' with a '1/3 paid' status. The bottom left shows a 'Demo Account' link.

Klaim
Creator reward payouts

Overview

Paid out
RM 1,000.00
Your commission - RM 176.47
32% disbursed - committed RM 3,100.00

To pay
RM 2,100.00

1 active projects | 1 pending review →

Search project or client | Needs review first

All | Needs review 1 | Completed | 1/1

Raya 2026 Launch
Glowwa Beauty Sdn Bhd
Left
RM 5,000.00
1/3 paid

Demo Account
demo@klaim.my

3 Set up your company

Under Settings, enter your company name, SSM number, contact details and a default commission %. These appear on your invoices and pre-fill every new campaign.

The screenshot displays the Klaim application interface. On the left is a sidebar with navigation options: Overview, CAMPAIGNS (Clients, Projects, Creators), FINANCE (Review, Payouts), and SYSTEM (Settings). The main content area is titled 'Settings' and contains a 'Company Profile' section. This section includes a sub-header 'Company Profile' with a note that it 'Appears as the header (issuer) of the Payment Voucher.' Below this are several input fields: 'Company Name *' (filled with 'Klaim Agency Sdn Bhd'), 'SSM Registration No.' (filled with '202301099999'), 'Phone' (filled with '+60312223344'), 'Email' (filled with 'hello@klaim.my'), and 'Address' (empty). At the bottom of the form are 'Default commission (%)' (filled with '15') and 'Payment voucher code prefix' (filled with 'INV'). A 'Save' button is located at the bottom of the form. Below the form, there are two small informational notes: 'Applied to new projects; editable per project.' and 'Next voucher: INV-2026-00001'. The bottom of the sidebar shows a 'Demo Account' section with the email 'demo@klaim.my' and a globe icon.

Klaim
Creator reward payouts

Settings

Company Profile
Appears as the header (issuer) of the Payment Voucher.

Company Name *
Klaim Agency Sdn Bhd

SSM Registration No. 202301099999 Phone +60312223344

Email
hello@klaim.my

Address

Default commission (%) 15 Payment voucher code prefix INV

Applied to new projects; editable per project. Next voucher: INV-2026-00001

Save

Demo Account
demo@klaim.my

4 Add your clients (brands)

Clients are the brands you run campaigns for. Group them by type and add new ones from the toolbar.

The screenshot displays the 'Clients' management page in the Klaim application. On the left is a sidebar with navigation options: Overview, Clients (highlighted), Projects, Creators, Review (with a notification badge), Payouts, and Settings. The main content area is titled 'Clients' and features a '+ New Client' button and a 'Manage Groups' button. Below these are filter tabs for 'All 1' and 'Beauty Brands 1'. A search bar labeled 'Search client' is present. A single client card is shown for 'Glowwa Beauty Sdn Bhd' with the contact 'Ms. Tan Hui Ling' and a '1' icon.

Klaim
Creator reward payouts

Overview

CAMPAIGNS

Clients

Projects

Creators

FINANCE

Review 1

Payouts

SYSTEM

Settings

Clients

+ New Client Manage Groups

All 1 Beauty Brands 1

Search client

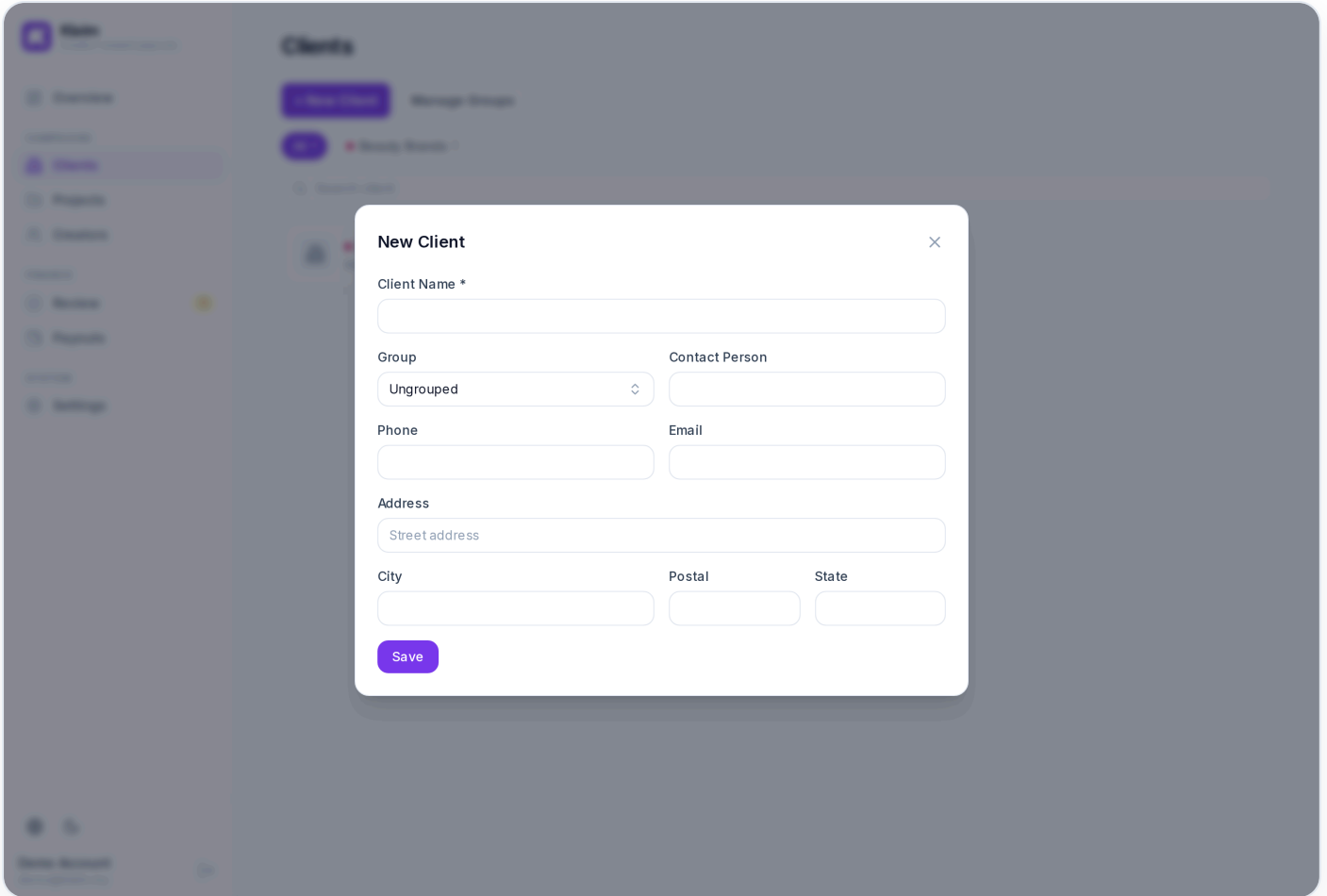
Glowwa Beauty Sdn Bhd
Ms. Tan Hui Ling 1 >

Demo Account
demo@klaim.my

5

New client

The same popup is used for every add/edit in Klaim. Enter the client's name, assign a group, and add contact + address details.



The image shows a screenshot of a web application interface with a 'New Client' popup form. The background is a blurred view of the application's main interface, showing a sidebar on the left and a main content area. The popup form is centered and has a white background with a dark border. It contains the following fields:

- Client Name ***: A text input field.
- Group**: A dropdown menu with 'Ungrouped' selected.
- Contact Person**: A text input field.
- Phone**: A text input field.
- Email**: A text input field.
- Address**: A text input field with the placeholder 'Street address'.
- City**: A text input field.
- Postal**: A text input field.
- State**: A text input field.

At the bottom left of the popup, there is a purple 'Save' button. A close button (X) is located at the top right of the popup.

6 Client detail

Open a client to see their contact info and every campaign you've run for them in one place.

The screenshot shows the 'Client detail' page for 'Glowwa Beauty Sdn Bhd' in the Klaim system. The interface is divided into a left sidebar and a main content area. The sidebar contains navigation menus for 'Overview', 'CAMPAIGNS' (with 'Clients' selected), 'Projects', 'Creators', 'FINANCE' (with 'Review' and 'Payouts' items), and 'SYSTEM' (with 'Settings' item). The main content area shows the client's name, contact information, and a list of projects. One project, 'Raya 2026 Launch', is highlighted with a progress bar showing 'RM 4,100.00' left and '1/3 paid'.

Klaim
Creator reward payouts

← All clients

Glowwa Beauty Sdn Bhd Delete client

Beauty Brands Ms. Tan Hui Ling marketing@glowwa.my +60312345678

Edit client

Projects (1)

+ New project

Raya 2026 Launch 1 Active

Left
RM 4,100.00 1/3 paid

Demo Account
demo@klaim.my

7 Campaigns (projects)

Projects are campaigns. The list shows budget, creator count, progress and status, with search and filters.

Klaim
Creator reward payouts

Overview

CAMPAIGNS

Clients

Projects

Creators

FINANCE

Review 1

Payouts

SYSTEM

Settings

Projects

[+ New Project](#)

Search project or client

All Draft Active On hold Completed Closed Cancelled 1/1

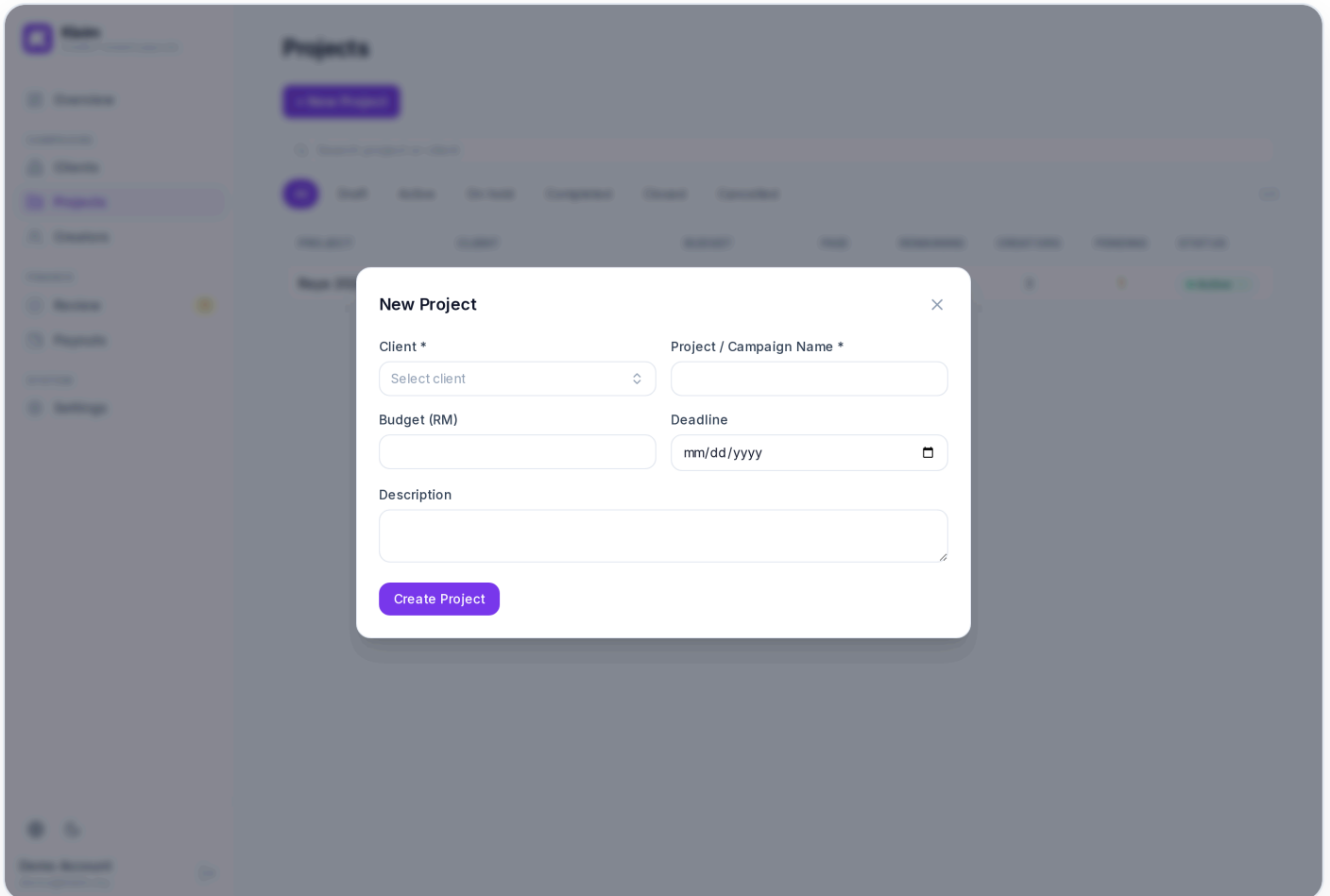
PROJECT	CLIENT	BUDGET	PAID	REMAINING	CREATORS	PENDING	STATUS
Raya 2026 Launch	Glowwa Beauty Sdn Bhd	RM 6,000.00	RM 1,000.00	RM 2,000.00	3	1	Active

Demo Account
demo@klaim.my

8

Create a campaign

Pick the client, name the campaign and set the budget. Your commission (your margin) is deducted from the budget; the rest is the creator reward pool.



The image shows a 'New Project' modal form overlaid on a dashboard. The form has a title 'New Project' and a close button 'X'. It contains the following fields:

- Client ***: A dropdown menu with the text 'Select client' and a downward arrow.
- Project / Campaign Name ***: A text input field.
- Budget (RM)**: A text input field.
- Deadline**: A text input field with a date format placeholder 'mm/dd/yyyy' and a calendar icon.
- Description**: A large text area for entering details.
- Create Project**: A purple button at the bottom of the modal.

9 Campaign hub

Everything for one campaign: the budget split, add creators with their reward, copy each creator's claim link, the read-only client share link, exports, and the client invoice.

Klaim
Creator reward payouts

- Overview
- CAMPAIGNS
 - Clients
 - Projects**
 - Creators
- FINANCE
 - Review 1
 - Payouts
- SYSTEM
 - Settings

← All projects

Raya 2026 Launch

● Beauty Brands · Glowwa Beauty Sdn Bhd

Promote the Raya skincare set across 6 creators.

[Edit project](#) ● Active [Delete project](#)

Budget	Allocated	Paid	Remaining
RM 6,000.00	RM 3,100.00	RM 1,000.00	RM 2,000.00

● Paid RM 1,000.00 ● Pending RM 2,100.00

Client budget	Service fee (15%)	Creator claimable
RM 6,000.00	- RM 900.00	RM 5,100.00

Client report & exports

Share proof of payout, export data, generate the tax statement.

Public client link (read-only, no bank details shown)

[Copy](#) [Open](#) [Refresh](#) [Disable](#)

[Client invoice](#) [Export CSV \(full\)](#) [Download insights \(ZIP\)](#) [Tax statement](#)

[+ Add creator](#)

Creators (3)

Nurul Izzah RM 900.00

nurul@example.com

[To submit](#) [Copy](#) [Open](#) [Refresh](#) [Edit](#) [Delete](#)

🌐 🌙

Demo Account
demo@klaim.my [→](#)

You're the middleman: bill the client the full marketing budget. The invoice is issued from your company to the client, per campaign — clean and ready to print or send.

**Klaim Agency Sdn Bhd**

SSM: 202301099999
hello@klaim.my · +60312223344

Invoice

INV-C-2026-WG4T9

BILL TO (CLIENT)

Glowwa Beauty Sdn Bhd
Ms. Tan Hui Ling

ISSUED

2026-06-30

DESCRIPTION

AMOUNT

Raya 2026 Launch
Influencer marketing campaign

RM 6,000.00

Total due

RM 6,000.00

This invoice is auto-generated by Klaim.

11 Creator roster

A reusable directory of creators. Saved KYC + bank details mean repeat creators don't re-enter anything on the next campaign.

Klaim
Creator reward payouts

Overview

CAMPAIGNS

Clients

Projects

Creators

FINANCE

Review 1

Payouts

SYSTEM

Settings

Creators

Search creator

	Tan Wei Lin weilin@example.com	RM 1,000.00 1 campaigns	>
	Aisyah Rahman aisyah@example.com	RM 0.00 1 campaigns	>

🌐 🌙

Demo Account
demo@klaim.my

Each profile stores the creator's IC/tax number, address and payout method (bank or DuitNow) for fast, accurate payments.

Klaim
Creator reward payouts

Overview

CAMPAIGNS

Clients

Projects

Creators

FINANCE

Review 1

Payouts

SYSTEM

Settings

< All creators

Aisyah Rahman

✉ aisyah@example.com ☎ +60181112222 · Lifetime paid **RM 0.00**

[Edit profile & payout details](#)

Campaigns (1)

Raya 2026 Launch Glowwa Beauty Sdn Bhd	In review RM 1,200.00
--	-------------------------------------

🌐 🌙

Demo Account
demo@klaim.my [↗](#)

When a creator submits, it lands here. View the post, images and caption, then approve (move to payout) or reject. The sidebar badge shows what's waiting.

Klaim
Creator reward payouts

Overview

CAMPAIGNS

Clients

Projects

Creators

FINANCE

Review 1

Payouts


SYSTEM

Settings

Review

Aisyah Rahman
Glowwa Beauty Sdn Bhd · Raya 2026 Launch RM 1,200.00

Post deliverable
[Open original post](#)
Loving the Raya glow set! ✨ #GlowwaRaya



Payout details
Maybank
1122334455
Aisyah Binti Rahman

Transfer this amount manually, then click Approve & mark paid.

🌐 🌙

Demo Account
demo@klaim.my [↗](#)

Every completed payment is logged with amount, method and status — your audit trail.

Klaim
Creator reward payouts

Overview

CAMPAIGNS

Clients

Projects

Creators

FINANCE

Review 1

Payouts

SYSTEM

Settings

Payouts

Q Search creator, client, project or voucher

All Paid Processing Failed 1/1

Raya 2026 Launch Glowwa Beauty Sdn Bhd · 1 payout	Subtotal RM 1,000.00
Tan Wei Lin	RM 1,000.00 Completed

🌐 🌙

Demo Account
demo@klaim.my ➔

How creators submit (public link)

Send each creator their unique link — no account needed. They paste the post link, upload deliverables, and fill in their payout details.

🌐 🌙

Glowwa Beauty Sdn Bhd
Raya 2026 Launch
Hi Nurul Izzah 🙌


Your reward
RM 900.00 To submit

Promote the Raya skincare set across 6 creators.

Submit your post deliverables
Paste the post link & image/video URLs, and fill in your payout details.

1 Deliverables

Post link (IG / TikTok / FB, etc.)

Upload deliverable photos

Tap to choose photos (multiple)
JPG / PNG / WEBP, max 8MB each

► Or use image/video links instead (advanced)

Notes / caption

Submit deliverables & payout details

16 Share results with the brand

The public client report shows the campaign's creators and proof of payout. Send it to the brand — nothing sensitive (bank/IC) is ever exposed.

Verified payout report

PREPARED BY **Klaim Agency Sdn Bhd** Active

Raya 2026 Launch

Client: Glowwa Beauty Sdn Bhd
Promote the Raya skincare set across 6 creators.


Creators	Delivered & paid	Campaign budget
3	1/3	RM 6,000.00

Download report (CSV) Download all insights (ZIP)

CREATORS & DELIVERABLES

Aisyah Rahman
In review View post

Loving the Raya glow set! ✨ #GlowwaRaya



Rate this creator

☆☆☆☆☆

Optional note about this creator...

Submit rating